

















# Prairie View Landscaping & Lawn Care, Inc.

501 E Bell St Unit A  
 Bloomington, IL 61701  
 Phone 309-212-0205

## NEW SOD CARE

- As soon as an area large enough to irrigate is laid, start watering and completely saturate the area.
- When watering sod on a slope, slow the water rate down and increase the watering time to cut down on runoff.
- Sprinklers should be positioned to reach all area of the sod, don't neglect the edges.
- Water sod thoroughly until water penetrates the ground about 3 to 4 inches deep.
- Water 2 to 5 hours per sprinkler setting during the heat of the day.
- Mow when leaf growth reaches approximately 3 to 4 inches, **BUT NOT** before the end of the second week.
- Mow sod high (3") for the first few cuttings.
- Gradually wean sod off the watering schedule, if weather should turn hot and dry, water sod as needed



1st Week							
2nd Week							
3rd Week							

## Commonly Asked Sod Care Questions

- **How do I know if my sod is getting enough water?** Pull up an edge and check for soil saturation, the ground should be wet for 3 to 4 inches.
- **When can I walk on my sod or let my pets on it?** Try to wait at least 10 days, except for moving the sprinklers around. The main reason for waiting is because the ground will be very wet from the watering.
- **Do I need to fertilize my sod?** You do not need to fertilize the sod until the spring after it is installed.
- **Do I need to aerate my sod?** No, it is not recommended for sod.
- **If it rains, do I still need to water my sod?** You should increase or decrease the amount of watering according to the amount of rain we receive or if it is particularly hot or dry.



## Prairie View Landscaping & Lawn Care, Inc.

501 E Bell St Unit A  
Bloomington, IL 61701  
Phone 309-212-0205

### NEW LANDSCAPE CARE

#### Proper Watering is crucial for new landscape plant materials

- **Shrubs (Deciduous Plants)** should be watered with a slow steady stream of water for approximately 3 – 5 minutes once every 10 – 14 days. Increase or decrease depending upon rain intervals.
- Slow watering allows more water to enter the soil. The idea is to keep the soil moist, **not saturated**.
- **Yews and Junipers** do not like wet soil, lightly water them unless it is really dry.
- Maintain mulch at 2” deep and fertilize each spring.
- Be sure that new trees are watered routinely for the **first two years** after planting. Water often enough to keep the soil around the roots moist but not wet.

### Commonly Asked Landscape Care Questions

- **Does the amount of sun my plants get affect the watering schedule?** Yes, a plant in full or partial shade needs less water than a plant in full sun might need.
- **When should I prune my shrubs?** After a few seasons of growth, most shrubs can be pruned during their dormant period, usually January to early March. For flowering shrubs, it is best to do some research regarding the type of shrub you have.
- **How do I care for my perennials?** Perennials require more than many plants. The type of care/maintenance and schedule will depend on the variety. It is best to consult a professional or do some research regarding the type of perennials you have.
- **When should I fertilize my shrubs and trees?** Typically the best times are late fall and mid spring for healthy plants.
- **When do I stop watering my landscape plants?** The first few months after planting, maintain the 10 – 14 day schedule, then you can lengthen the amount of time between watering, until the end of the season. Your soil type and the weather can affect your watering schedule. If the following winter snow level is minimal, you may have to water in the early spring.